



*Taking a Bite out of the  
Competition!*

# Storage Rack Systems

**POWER SLOT (Tear Drop) • KEYSTONE • RIDGID SLOT**



## *Welcome to The Bulldog Rack Company!*



Bulldog's Selective Rack styles maximize warehouse and distribution efficiency to provide cost-effective solutions to fit our customer's specific needs.

Our professional engineers and outstanding sales staff work together with our dealer network to design a storage plan that fits all your unique warehouse needs. Our production team, equipped with state-of-the-art machinery in our 250,000 sq. ft. facilities, proudly produces high quality products for you.



**Power Slot (Tear-Drop)**  
**2" Adjustable**  
Interchangeable with  
new and old style  
Tear-Drop



**Keystone Style**  
**3" Adjustable**  
Interchangeable  
with most  
manufacturers



**Ridgid Slot**  
**4" Adjustable**  
Interchangeable  
with most  
manufacturers



Bulldog welding cells provide consistent and precision welding while saving time and manufacturing costs.

### **Features & Benefits of all Bulldog Selective Styles:**

- Strict In-house Quality Assurance Programs in Place
- Made with American-Made, High-Strength Steel
- In Compliance with RMI, AISI and AISC
- Frames available in any height or depth
- 9 beam heights made with 55,000 PSI yield steel min.
- Removable and replaceable safety clips on all styles
- All products are Powder Coated or galvanized
- 12 Standard Colors available on all styles

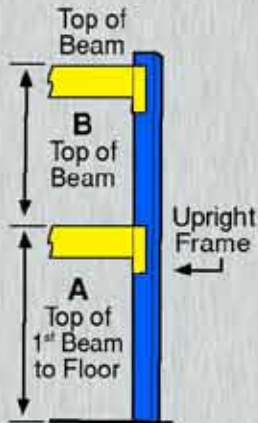
## 3" UPRIGHT FRAME CAPACITIES

### FOR POWER SLOT (Tear Drop), KEYSTONE & RIDGID SLOT DESIGN

MAXIMUM VERTICAL BEAM SPACING* <i>(See Illustration below)</i>	TU23	TU24	TU33	TU34	TU35	TU36
		14 GA 3" X 1 5/8"	13 GA 3" X 1 5/8"	14 GA 3" X 3"	13 GA 3" X 3"	12 GA 3" X 3"
36"	18,900	22,200	28,200	36,000	40,500	47,900
42"	17,200	20,800	26,000	33,000	37,100	43,800
48"	15,000	19,200	22,900	29,000	32,500	38,300
54"	13,600	17,600	21,000	26,500	29,700	34,800
60"	12,200	15,800	19,100	24,000	26,800	31,300
66"	10,700	14,100	17,100	21,400	23,900	27,800
72"	9,300	12,400	15,100	18,900	21,000	24,400
84"	7,200	9,600	11,900	14,700	16,400	19,000
96"	5,700	7,600	9,500	11,800	13,000	15,100

\*A Floor to top of first beam or B maximum beam spacing – whichever is greater.

**RIDGID SLOT CAPACITIES 3" X 3" ONLY**



- Capacities are based on plumb, undamaged posts and do not take seismic, wind or other lateral forces into consideration.
- Capacities are based on current RMI specifications.
- Capacities are based on 55 ksi minimum yield.
- Capacities are based on loads uniformly distributed.
- Vertical beam to beam spacing greater than 96" consult factory.
- Upright frames have to be anchored with at least one anchor bolt per post.
- Upright frames available in any height or depth.
- Custom Fabrication Available - Including Rack Supported Buildings.

## 4" UPRIGHT FRAME CAPACITIES

### FOR POWER SLOT (Tear Drop) DESIGN

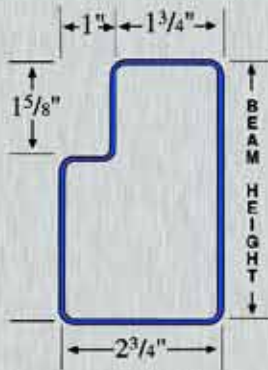
MAXIMUM VERTICAL BEAM SPACING* <i>(See Illustration above)</i>	TU43	TU44	TU45	TU46
		14 GA 4" X 1 5/8"	13 GA 4" X 1 5/8"	12 GA 4" X 1 5/8"
36" - 66"	21,000	24,500	28,500	32,500
72"	19,000	22,000	25,500	29,500
84"	16,000	18,500	21,500	24,500
96"	13,000	15,000	17,000	19,500
108"	10,000	11,500	13,500	15,500
120"	8,000	9,000	10,500	12,000
132"	6,500	7,500	9,000	10,000
144"	5,500	6,500	7,500	8,500



## STEP BEAM CAPACITIES

FOR POWER SLOT (Tear Drop), KEYSTONE & RIDGID SLOT

BEAM HEIGHT →		3 16GA	3.5 16GA	4 16GA	4.25 16GA	4.5 16GA	5 16GA	5.5 14GA	6 14GA	6.5 14GA
<b>BEAM LENGTH (IN)</b>	48	7,398	8,749	10,100	11,150	12,400	12,400	12,400	12,400	12,400
	54	6,658	7,850	9,042	9,985	11,680	12,400	12,400	12,400	12,400
	60	6,065	7,163	8,260	9,070	10,590	12,350	12,400	12,400	12,400
	66	5,582	6,589	7,597	8,395	9,700	11,305	12,400	12,400	12,400
	72	4,825	5,904	6,982	7,710	8,990	10,420	12,400	12,400	12,400
	78	4,168	5,325	6,482	7,265	8,310	9,680	12,400	12,400	12,400
	84	3,645	4,762	5,879	6,790	7,760	9,025	12,400	12,400	12,400
	90	3,218	4,237	5,256	6,125	7,300	8,510	12,090	12,400	12,400
	96	2,868	3,754	4,640	5,080	6,390	8,002	11,275	12,400	12,400
	102	2,580	3,395	4,210	4,910	6,200	7,590	10,200	12,205	12,400
	108	2,340	3,055	3,771	4,415	5,260	7,140	10,090	11,250	12,400
	114	2,160	2,791	3,421	3,986	5,020	6,445	9,502	11,000	12,250
	120	1,960	2,616	3,273	3,950	4,600	5,790	8,620	10,100	11,450
	126	1,790	2,339	2,888	3,365	4,200	5,320	7,895	9,690	11,050
	132	1,645	2,151	2,658	3,085	3,850	4,935	7,200	8,800	10,560
	138	1,534	2,003	2,473	2,855	3,560	4,500	6,595	8,190	9,870
	144	1,410	1,839	2,268	2,650	3,300	4,205	6,005	7,596	9,090



- All beam capacities are calculated based on current RMI specifications.
- All capacities are based on uniformly distributed loads per pair of beams.
- Length refers to the clear span of a beam in inches.
- The maximum beam deflection is Length/180.
- Special sizes are available upon request.



## Bulldog Rack Company's Safety & Durability Options:

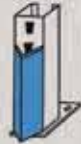
**HEAVY-DUTY COLUMN PROTECTOR**  
1/4" Steel



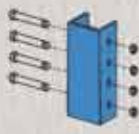
**BOLT-ON COLUMN PROTECTOR**



**WELDED ANGLE DEFLECTORS**



**SPLICE CHANNEL**  
Joins 2 Posts



**REINFORCED INTERNAL COLUMN PROTECTOR**



**HEAVY-DUTY BOTTOM HORIZONTAL BRACE**



**DOUBLE COLUMN**



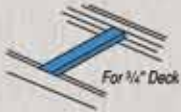
**OFFSET LEG UPRIGHT**



**SLOPE LEG UPRIGHT**



**WOOD DECK SUPPORT**



**END OF AISLE RACK GUARD**



**RIGID WALL SPACERS WITH HARDWARE**



**RIGID ROW SPACERS WITH HARDWARE**



**FORK SPACERS**



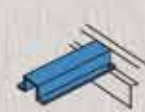
**DRUM CRADLES**



**REEL HOLDERS**



**HAT SHAPED PALLET SUPPORT**



**FLANGED CROSS BAR**



## Bulldog's Powder Coated Finish & Color Selections:

Bulldog's Powder Coated finish is applied electrostatically, and then baked to provide our products with a durable and beautiful high gloss finish that is the best in the industry.

Our powder coat finish is superior to our competition's wet spray or dip, and the quality high-gloss finish is free of unsightly paint runs.

Bulldog offers the largest selection of color finishes in the industry, allowing customers to mix and match the colors to create a pleasing work environment for their employees.



ARCTIC WHITE

84 BLUE

KEY BLUE

PET TAN

BLACK

GREEN

YELLOW

RED

SLICK GRAY

BDR GRAY

ORANGE

CD GREEN

# Bulldog Rack Company's Full Line of Rack Includes:

- Hi-Line Storage Systems
- Secure Pin Cantilever Rack
- Structural Cantilever Rack
- Structural Selective Rack
- Drive In/Drive Thru Systems
- PushBack Systems
- Pallet Flow
- Rack Supported Buildings
- Custom Fabrication Services



Hi-Line



Flow Rack



Rack Supported Buildings



Push Back



Drive In/Drive Thru



Structural Cantilever



Secure Pin Cantilever



Structural



## Bulldog Rack Company

Full Service Storage Rack Manufacturer  
200 Fort Steuben Road  
Weirton, WV 26062

Toll Free: 866.285.5725 • 304.748.6401

Fax: 304.797.7205

[www.bulldograck.com](http://www.bulldograck.com)

Distributed By:

